



FIRST SOLO FLIGHT COURSE

A KEY MILESTONE TO BECOMING A PILOT



#TheSkyIsCalling
**A FEELING YOU WILL
NEVER FORGET**

Flying solo for the first time is **a feeling that pilots never forget**, even when they have reached the greatest heights of their aviation career.

This program has been created specifically to make this accomplishment achievable by developing your skills to a standard where your Flight Instructor feels comfortable to hop out of the aircraft and send you on your first solo flight.

After you've flown solo, you'll be in a great position to take the next step towards training for either a **Recreational Pilot Certificate (RPC)** or **Recreational Pilot Licence (RPL)**.

COMPREHENSIVE TRAINING DELIVERED BY EXPERIENCED INSTRUCTORS

The **comprehensive course syllabus** combines 15 hours of professional flight training in the air together with ground theory sessions, as well as simulated flight training in one of our state-of-the-art flight simulators.

Training is conducted by **highly experienced flight instructors** at our Moorabbin Airport Training Base in Melbourne. We offer a range of aircraft options, so you can choose to complete the course in the classic Cessna 172, the sporty Sling 2, or the modern Diamond DA40.





Lachlan

Jane

WHERE WILL YOUR FIRST SOLO FLIGHT TAKE YOU?



Leeanne
(youngest student to go solo at 15)



Ryan

Hundreds of students have gone on to achieve their aviation dreams after successfully completing their **first solo** flight with us.



Balendran

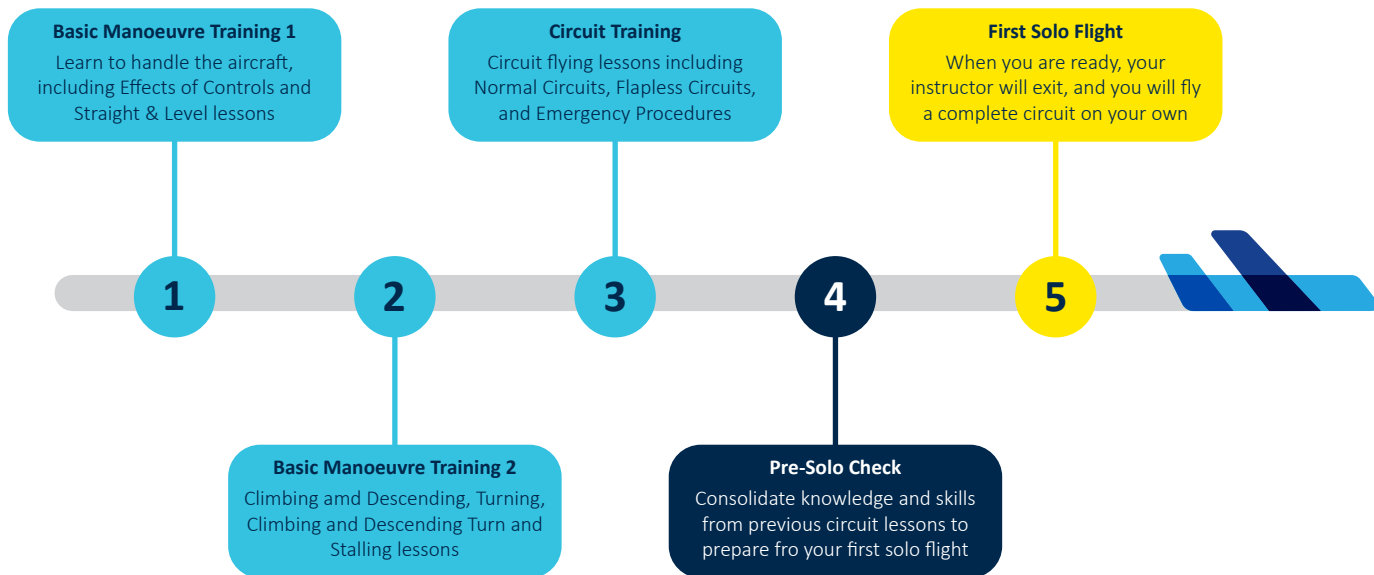
Dean

It's an experience and feeling you will never forget, and who knows where it may take you from there?!



TRAINING PROCESS & COURSE SYLLABUS

FIRST SOLO FLIGHT COURSE PROCESS



FIRST SOLO FLIGHT COURSE SYLLABUS

Effects of Controls

Hands on practice in flying the airplane by using the primary, secondary and ancillary controls

Straight & Level

Learn to maintain the airplane in straight and level flight without continuous ascent/descent motion

Climbing & Descending

Learn to climb and descend the airplane within specified tolerances as well as level off at a nominated altitude

Turning

Learn and practice entering, maintaining and rolling out of a medium level turn

Climbing & Descending Turn

Learn how to enter, maintain and roll out of a climbing turn and a descending turn

Stall

Recognise the symptoms and dynamics of a stall, and recover the airplane with minimal loss of altitude

Circuit Introduction

Consolidate and revise previous lessons before being introduced to the circuit pattern for an aerodrome

Circuit Normal

Practice takeoff, landing and circuit pattern including upwind, crosswind, downwind, base and final approach legs

Circuit Flapless & Normal

Consolidate previous circuit training with the addition of managing abnormal situations such as flap switch failure

Circuit Emergency Procedures

Learn to manage engine failure after takeoff, missed landing, mid-flight engine failure, and glide approach landing

Pre-Solo Check

Consolidate previous circuit lessons in preparation for your first solo circuit flight

Circuit First Solo

Your FIRST SOLO flight (without your instructor in the cockpit) will involve takeoff, circuit pattern flight, and full stop landing

FIRST SOLO FLIGHT COURSE DURATION



FULL TIME 2 WEEKS

Flying and studying 4-5 days per week



PART TIME 3 MONTHS

Flying and studying 1-2 days per week

*Average duration based on past students. Course duration will depend entirely on individual student time commitment.

AIRCRAFT SELECTION





DA40

Diamond Aircraft

Continental CD-135 Engine/Lycoming IO-360

Garmin G500 or Garmin G1000 Avionics

Maximum Take-Off Weight (MTOW) 1150/1200kgs

Cruising Speed 130kts

4 Seater



SLING 2 LSA

Sling Aircraft



Rotax 912 ULS Engine

Garmin G3X Touch-Screen Avionics

Maximum Take-Off Weight (MTOW) 600kgs

Cruising Speed 110kts

2 Seater



172 SKYHAWK

Cessna

Lycoming IO-360-L2A Engine
Garmin G430 Avionics + Analogue Instruments
Maximum Take-Off Weight (MTOW) 1100kgs
Cruising Speed 122kts
4 Seater





FLIGHT PACKAGE & PAYMENT OPTIONS




FIRST SOLO FLIGHT COURSE FLIGHT PACKAGE



Package	Sling 2 LSA	Cessna 172	Diamond DA40
Practical Flight Instruction in Aircraft (Dual & Supervised Solo)	15 Hours	15 Hours	15 Hours
Practical Flight Instruction in Simulator (Dual)	1 Hour	1 Hour	1 Hour
Ground School & Briefings	15 Hours	15 Hours	15 Hours
Pre-Solo Assignment	✓	✓	✓
Pre-Solo Internal Exams	✓	✓	✓
Aviation English Language Proficiency (AELP) Test	✓	✓	✓
Logbook & Uniform	✓	✓	✓
Online Student Portal Access	✓	✓	✓
Cost	\$7,145	\$8,195	\$9,095

Online Student Portal access includes full subscription to online theory course. You may be required to purchase ancillary items not provided in the package, including Aviation Medical Check and additional competency flying hours (if required).

FLIGHT PACKAGE - PAYMENT OPTIONS

Aircraft	Option 1 Upfront Payment	Option 2 Interest Free Instalments
 Sling 2 LSA	\$7,145	From \$2,382/month x 3 interest free instalments
 Cessna 172	\$8,195	From \$2,732/month x 3 interest free instalments
 Diamond DA40	\$9,095	From \$3,032/month x 3 interest free instalments



Prices are in AUD and are subject to change. You will be charged based on the current pricing schedule at the time of booking. Current as at December 2023. **Splitit** allows you to split your costs over multiple interest free monthly instalments. Visit www.learntofly.edu.au/splitit for full details.

PAY AS YOU FLY - PRICING

	Sling 2 LSA	\$368/hr (Dual & Supervised Solo Rate)
	Cessna 172	\$438/hr (Dual & Supervised Solo Rate)
	Diamond DA40	\$498/hr (Dual & Supervised Solo Rate)
	Theory Lessons	\$95/hr

Pay As You Fly rates do not include the purchase of required items including simulation hours, course theory materials, exams, flight tests, uniform and logbooks, or access to the Learn To Fly online student portal. Please email hello@learntofly.edu.au for any cost-related enquiries. Prices are in AUD and are subject to change. You will be charged based on the current pricing schedule at the time of booking. Current as at December 2023.

A young man with reddish hair, wearing a dark flight suit with 'LTF' on the sleeve, is seated at a desk in profile, looking at a computer monitor. The monitor displays a flight simulator interface with a blue sky, green hills, and white mountains. Text on the screen reads 'cP' and 'Cold, dry air'. A second monitor is visible behind the first one, displaying a website. A camera on a stand is positioned above the desk.

FLEXIBLE OPTIONS TO COMPLETE YOUR THEORY TRAINING

Learn To Fly embraces the latest technology to allow you the option to complete your theory training in traditional face to face classes, or online.

This means that you can complete your theory training from wherever you are in the world, at your own pace. Online theory classes can be offered as a live online class, or watched at any time in the Learn To Fly Student Portal by subscription.

Students choosing our Flight Package payment option will have immediate access to all features of the portal. Pay As You Fly students will have access to limited features in the portal, but can enjoy full access with the purchase of a Theory Package. For more information email hello@learntofly.edu.au.



OUR GRADUATE: NICOLAS GOH

"By completing this course I have proven to myself that aviation is something that I enjoy, and can excel in. Completing my first solo gave me an immense boost in confidence. Other than the flying itself, I am grateful for the friendships that I have made with fellow students and instructors at LTF." – Nicolas from Singapore



CONTACT US

Melbourne, Australia (Headquarters)

22-24 Northern Avenue
Moorabbin Airport, Victoria, Australia 3194
1300-532-768 | hello@learntofly.edu.au

Singapore

Level 22, OUE Downtown 2
6 Shenton Way, Singapore 068809
+65 8668 0591 | hello@learntofly.edu.au

Hong Kong

Unit 22, 10/F Block C, Tong Yuen Factory Building
505 Castle Peak Road, Cheung Sha Wan, Kowloon
+852 9180 5616 | hello@learntofly.edu.au

Scan QR code to subscribe, follow or schedule a meeting

