



RECREATIONAL PILOT CERTIFICATE (RPC)

GET YOUR PILOT JOURNEY OFF TO A FLYING START



#TheSkyIsCalling **YOU ARE CLEARED FOR TAKEOFF**

The RA-Aus Recreational Pilot Certificate (RPC) is a cost-effective way for pilots to achieve their first pilot licence. It's also great for younger pilots, as you are able to obtain your certification at age 15.

The RA-Aus syllabus is similar to the CASA Recreational Pilot Licence (RPL) syllabus, teaching you the fundamentals of flight including basic aeronautical knowledge, aerodynamics, performance, meteorology, air law, human factors and navigation.

Practical training teaches you the basics of safely piloting an aircraft including taxi, take off, climbing, straight and level flight, turning, and landing. You'll learn with an experienced instructor, and when you are ready you'll be sent on your first solo flight - a special moment for any pilot!



THE PERFECT FLYING START TO YOUR AVIATION JOURNEY

A Recreational Pilot Certificate (RPC) allows you to carry up to 1 passenger and fly within 25 nautical miles of your departure aerodrome, flying a Recreational Aviation Australia (RA-Aus) registered aircraft with a Maximum Take-off Weight (MTOW) of 600kgs.

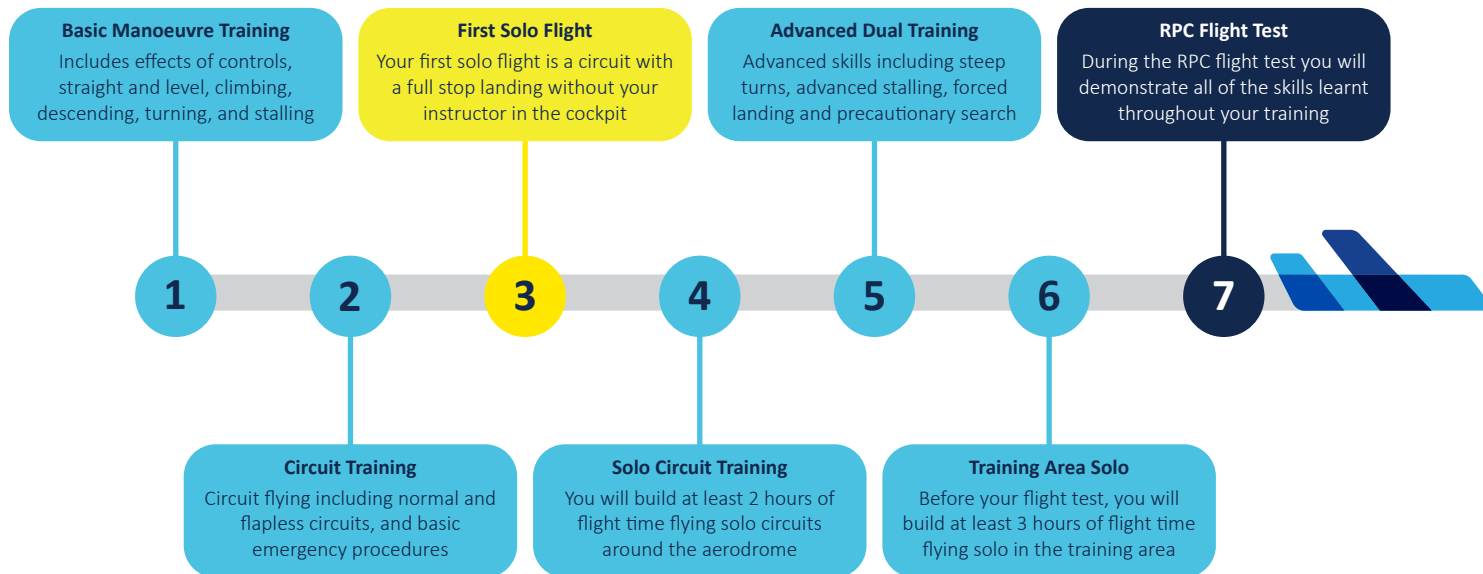
The RPC is a great flying start, but you don't need to stop there. You could add the RA-Aus Cross Country Endorsement to allow you to fly further than 25nm.

You can also convert your RPC to a General Aviation (GA) Recreational Pilot Licence (RPL) and continue on with further GA training like the Private Pilot Licence (PPL) or even Commercial Pilot Licence (CPL) if you want to fly for a career.



TRAINING PROCESS & COURSE SYLLABUS

RECREATIONAL PILOT CERTIFICATE (RPC) - COURSE PROCESS



RECREATIONAL PILOT CERTIFICATE (RPC) COURSE SYLLABUS (1/2)

Effects of Controls

Hands on practice in flying the airplane by using the primary, secondary and ancillary controls

Straight & Level

Learn to maintain the airplane in straight and level flight without continuous ascent/descent motion

Climbing & Descending

Learn to climb and descend the airplane within specified tolerances as well as level off at a nominated altitude

Turning

Learn and practice entering, maintaining and rolling out of a medium level turn

Climbing & Descending Turn

Learn how to enter, maintain and roll out of a climbing turn and a descending turn

Stall

Recognise the symptoms and dynamics of a stall, and recover the airplane with minimal loss of altitude

Advanced Stall

Learn the effects of power and flap on the stall, stalling during a climbing turn, and wing drop recovery

Circuit Introduction

Consolidate and revise previous lessons before being introduced to the circuit pattern for an aerodrome

Circuit Normal

Practice takeoff, landing and circuit pattern including upwind, crosswind, downwind, base and final approach legs

Circuit Flapless & Normal

Consolidate previous circuit training with the addition of managing abnormal situations such as flap switch failure

Circuit Emergency Procedures

Learn to manage engine failure after takeoff, missed landing, mid-flight engine failure, and glide approach landing

Pre-Solo Check

Consolidate previous circuit lessons in preparation for your first solo circuit flight

RECREATIONAL PILOT CERTIFICATE (RPC) COURSE SYLLABUS (2/2)

Circuit First Solo

Your FIRST SOLO flight (without your instructor in the cockpit) will involve takeoff, circuit pattern flight, and full stop landing

Circuit Solo Checks & Second/Third Solo

Your instructor will fly with you in the circuit and if deemed competent, you will fly two subsequent (longer) solo flights

Steep Turns

Learn to perform steep level and descending turns, and use correct technique to recover from a spiral dive

Practiced Forced Landing

Learn to control the aircraft in the event of an engine failure by maintaining glide speed and performing emergency checks

Crosswind Circuits

You will learn about the effects of crosswind and use correct crosswind technique during takeoff, circuit pattern and landing

Training Area Solo Check

Demonstrate correct outbound and inbound procedures along with stall, forced landing and steep turn techniques

Training Area Solo

If your instructor deems you competent after your Training Area Solo Check, you will complete a solo training area flight

Precautionary Search

Learn to check and assess unfamiliar landing strips for potential hazards before committing to landing

Short Field Takeoff & Landing

Include advanced short takeoff and landing techniques and procedures into circuit pattern flying

Training Area Solo Checks & Second/Third Solo

Consolidate previous training area flight sequences and if deemed competent, you will fly two subsequent solo flights

Pre-Licence Check

A summary flight, where the instructor will check if you are up to RPC standard before sending you for your flight test

RPC COURSE DURATION



FULL TIME 4-6 WEEKS

Flying and studying 4-5 days per week



PART TIME 4-6 MONTHS

Flying and studying 1-2 days per week

*Average duration based on past students. Course duration will depend entirely on individual student time commitment.

AIRCRAFT SELECTION



A22LS FOXBAT

Aeroprakt



Rotax 912 ULS Engine

Analogue Instruments

Maximum Take-Off Weight (MTOW) 600kgs

Cruising Speed 90kts

2 Seater



FLIGHT PACKAGE & PAYMENT OPTIONS

FLIGHT PACKAGE - PACKAGE DETAILS & PRICING



Package	A22 Foxbat
Practical Flight Instruction in Aircraft (Dual & Supervised Solo)	25 Hours
RPC Ground Theory Book & Course	✓
RPC Assignments & Exams	✓
Aviation English Language Proficiency (AELP) Test	✓
RPC Flight Test	✓
Uniform & Logbook	✓
Certificate & GoPro Video	✓
Online Student Portal Access	✓
Payment Option 1 - Upfront Payment	\$11,900
Payment Option 2 - Interest Free Instalments	From \$1,488/month x 8 Interest Free Instalments



Online Student Portal access includes full subscription to online theory course, including mock exams. You may be required to purchase ancillary items not provided in the package including Recreational Aviation Australia (RA-Aus) membership, Aviation Medical Check, and additional competency and flight test flying hours (if required). Prices are in AUD and are subject to change. You will be charged based on the current pricing schedule at the time of booking. Current as at July 2022. **Splitit** allows you to split your costs over multiple interest free monthly instalments. Visit www.learntofly.edu.au/splitit for full details.

PAY AS YOU FLY - PRICING

	A22LS Foxbat	Dual & Supervised Solo \$348/hr Private Hire for Flight Test \$248/hr
	Theory Lessons	\$85/hr
	RA-Aus Membership	From \$247

Pay As You Fly rates do not include the purchase of required items including simulation hours, course theory materials, exams, flight tests, uniform and logbooks. Theory packages are available, that include full access to the Learn To Fly Student Portal features - please email hello@learntofly.edu.au for details. Prices are in AUD and are subject to change. You will be charged based on the current pricing schedule at the time of booking. Current as at July 2022.



ONLINE TRAINING OPTIONS

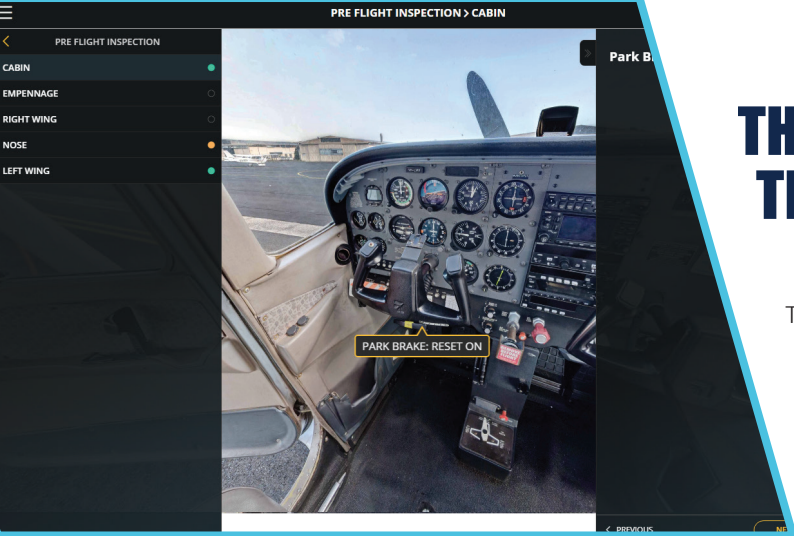
A young man with reddish hair, wearing a dark flight suit with 'LTF' on the sleeve, is seated at a desk. He is looking at a computer monitor. On the desk, there is a white Apple iMac and a keyboard. A VR headset is mounted on a stand above the monitor. The monitor displays a colorful landscape with mountains and the text 'cP Cold, dry air'.

FLEXIBLE OPTIONS TO COMPLETE YOUR THEORY TRAINING

Learn To Fly embraces the latest technology to allow you the option to complete your theory training in traditional face to face classes, or online.

This means that you can complete your theory training from wherever you are in the world, at your own pace. Online theory classes can be offered as a live online class, or watched at any time in the Learn To Fly Student Portal by subscription.

Students choosing our Flight Package payment option will have immediate access to all features of the portal. Pay As You Fly students will have access to limited features in the portal, but can enjoy full access with the purchase of a Theory Package. For more information email hello@learntofly.edu.au.



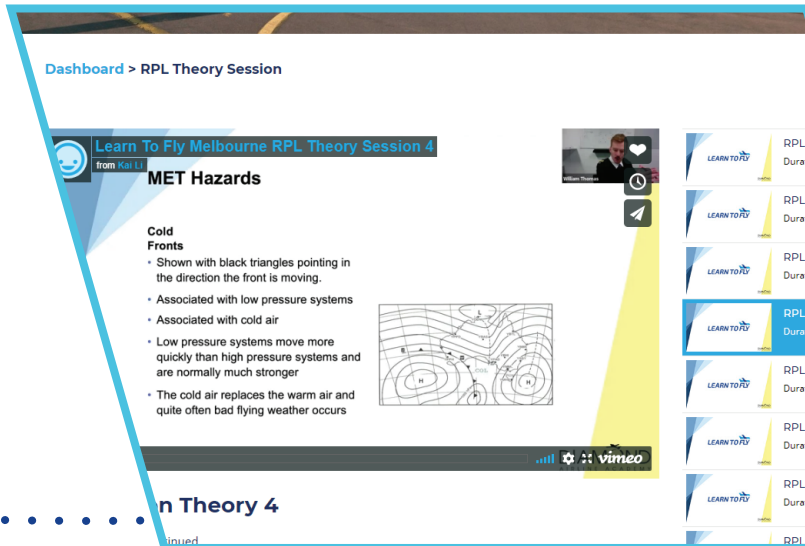
THE LTF STUDENT PORTAL LETS YOU TRAIN ANYTIME, ANYWHERE

The Learn To Fly Online Student Portal takes your flight training to the next level, allowing you to access state-of-the-art features to **advance your learning anytime, anywhere.**

Aircraft Procedural Training with V360E Virtual Cockpit

We are the first flight school in Australia to offer access to 360 degree virtual cockpit environments using the V360E platform.

This amazing technology allows students to view the cockpit and run through detailed checklists and procedures, better preparing you for your time in the actual aircraft. Only available with Flight/Theory Package purchase.



Online Theory Training

Our student portal gives you 24 hour access to each of the individual ground theory training sessions in your chosen course, conducted by an experienced instructor and recorded live. You can watch and re-watch theory sessions as many times as you like. Only available with Flight/Theory Package purchase.

MOCK EXAMS

[Dashboard](#) > [RPL Mock Exams](#)

Examination and Task list

Item ID	Examination and Task	Completed by	Link
RPL-1	RPL Mock Exam 1		Take exam
RPL-2	RPL Mock Exam 2		Take exam
RPL-3	RPL Mock Exam 3		Take exam

TRACK YOUR TRAINING PROGRESS AND PREPARE FOR SUCCESS

Preparation is the key to success, and the Learn To Fly Online Student Portal gives students and their instructors the ability to see exactly how they are progressing through a course.

[Dashboard](#) > [RPL Flight Training Sequence](#)

Student may require the following documents to complete the RPL training:

CAR 1988, CASR Part 61, CAO, ERSA, VFRG, Bob Tait PPL Book VOL 1 & 2, VTC map

Flight Training Sequence

Examination and Task	Completed by	Link	Status
ARN Application	Lesson 1 EOC	Click here	Completed
Aviation Security Identity Card	Lesson 1 EOC	Click here	Completed
Class 1 OR Class 2 Medical Check	Lesson 4 Turning	Click here	Completed
Aircraft Engineering Paper	Lesson 4 Turning	Download	Completed
Pre-Solo Assignment	Lesson 7 Circuit		Completed
Pre-Solo Exam	Lesson 11 Circuits Flapless	Not available	Result pending
AELP Test	Lesson 11 Circuits Flapless		Completed
FROL	Lesson 11 Circuits Flapless	Take exam	Incomplete
Pre-Area Solo Assignment	Lesson 18 Solo Circuits 2		Completed
Aircraft Questionnaire	Lesson 18 Solo Circuits 2	Take exam - Sling	Incomplete
Pre-Area Solo Exam	Lesson 20 Forced Landing	Not available	Result pending
RPL Assignment	Lesson 24 First Training Area Solo		Completed

Live Flight Training Sequence Updates

The portal allows students to track their progression through every component of their course, with links to important information and each task overseen directly by their primary Learn To Fly Flight Instructor.

Mock Exams

For students preparing for their theory exams, the portal offers timed mock exams that simulate the actual exam environment, so you are as prepared as possible for the real thing. Only available with Flight/Theory Package purchase.



OUR GRADUATE: LEEANNE KAPLAN

"This course is full of firsts and the most memorable one for me would be either my first solo flight or passing my first flight test. Having an aircraft completely in my control is something a lot of 15 year-olds don't have the privilege of, and doing it for the first time was an experience I won't ever be forgetting. What I like most about training with Learn to Fly is that I feel like I'm in control of my own progress and that I'm not compared to other students." – Leeanne Kaplan

CONTACT US

Melbourne, Australia (Headquarters)

22-24 Northern Avenue
Moorabbin Airport, Victoria, Australia 3194
1300-532-768 | hello@learntofly.edu.au

Singapore

Level 22, OUE Downtown 2
6 Shenton Way, Singapore 068809
+65 8668 0591 | hello@learntofly.edu.au

Hong Kong

Unit 22, 10/F Block C, Tong Yuen Factory Building
505 Castle Peak Road, Cheung Sha Wan, Kowloon
+852 9180 5616 | hello@learntofly.edu.au

Scan QR code to subscribe, follow or schedule a meeting

